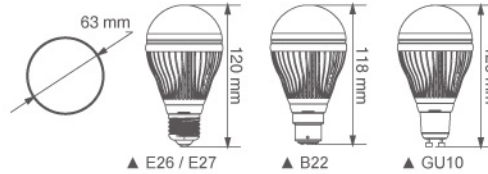


# GU60 Bulb

9W

## FZL-GU60-00 Series



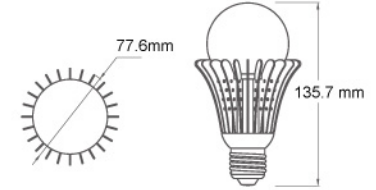
- Luminous Flux (lm): 500 (±10%) with 3000K / 600 (±10%) with 6000K
- Power Consumption (W): 8.2
- LED: Samsung
- CCT (K): 3000K (WW) / 6000K (CW)
- Lifetime (hrs): >35000
- Beam Angle: 120°
- Socket: B22 / E26/ E27 / GU10
- Net Weight (kgs): 0.150 (±10%)



Model	FZL-GU60-00-WW-09 FZL-GU60-00-CW-09	FZL-GU60-00-WW-09TDH FZL-GU60-00-CW-09TDH	FZL-GU60-00-WW-09TDL FZL-GU60-00-CW-09TDL
Input Voltage (V)	AC 90 – 240V (Non-dimmable)	AC 220 – 240V (TriAC dimmable)	AC 100 – 120V (TriAC dimmable)

12W

## FZL-GU60-02 Series



- Luminous Flux (lm): 910 (±10%) with 3000K / 1080 (±10%) with 6000K
- Power Consumption (W): 12
- LED: LEXTAR SMD
- CCT (K): 3000K (WW) / 6000K (CW)
- Lifetime (hrs): >35000
- Beam Angle: 270°
- Socket: E26/ E27
- Net Weight (kgs): 0.115 (±10%)

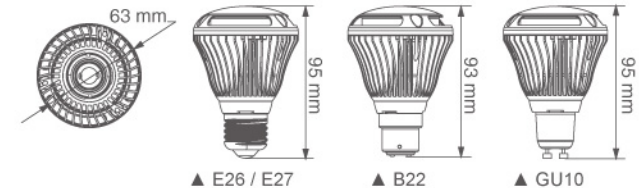


Model	FZL-GU60-02-WW-12 FZL-GU60-02-CW-12
Input Voltage (V)	AC 110 – 240V (Non-dimmable)

# PAR20 Spotlight

7W

- Luminous Flux (lm): 300 (±10%) with 3000K / 400 (±10%) with 6000K
- Power Consumption (W): 7
- LED: Samsung
- CCT (K): 3000 (WW) / 6000 (CW)
- Lifetime (hrs): >35000
- Beam Angle: 55° / 120°
- Socket: B22 / E26 / E27 / GU10
- Net Weight (kgs): 0.115 (±10%)



Model	FZL-PAR20-00-WW-07 / FZL-PAR20-00-CW-07	FZL-PAR20-00-WW-07TDH / FZL-PAR20-00-WW-07TDL	FZL-PAR20-00-WW-07TDL / FZL-PAR20-00-WW-07TDL
Input Voltage (V)	AC 100 – 264V (Non-dimmable)	AC 220 – 240V (TriAC dimmable)	AC 100 – 120V (TriAC dimmable)